

Operations Guide - GreaseShield® 1000-PF

Pre-Filter

Solids are collected and de-watered in the removable Pre-Filter basket. The basket must be emptied regularly and cleaned at least once a day. Please ensure a basket is always in place during normal operation.

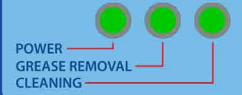
Automated Self Cleaning

Upon activation clean hot water is added into the GreaseShield®, via a WRAS approved water solenoid valve. This action, agitates and circulates the effluent preventing build of fine sediments in the tank.

(Additional cleaning cycles can be added upon request)

Normal Operational Times

GreaseShield®
PATENT No. GB2497234



The standard operation times for a GreaseShield®1000 is from 07:00 hrs until 02:30 hrs.



Grease Removal - 5 minutes on followed by 5 minutes off for the duration of the operational period.

Cleaning - Once a day, at the start of operation.

(These operation times can be adjusted upon request.)

FOG Container

The extracted FOGs are collected in the FOG storage container. This container must be emptied and cleaned at least once a day including the wiper blade. The Max Fill Line should not be exceeded.



Anti-Flood Sensor

If the effluent level inside the GreaseShield® becomes too high, a pressure sensor is triggered, activating a pump. This pump extracts Grey Water from the bottom of the tank and sent directly to the drain via the normal outlet.

FOG Removal

A number of co-operating baffles combined with the reverse flow design of the tank, utilises the difference density of grey water and FOGs to separate the effluent. FOGs are directed towards a large, oleophilic (attracts FOGs) and hydrophobic (repels water), FOG Removal Roller. This submerged Roller removes the FOGs from the effluent. A silicone Wiper Blade, with anti-static properties, scrapes the FOGs from the roller and deposits them into the FOG Container.

